



translumina
LIMITLESS POSSIBILITIES

Yukon[®] Chrome PC

Sirolimus Eluting Coronary Stent System



CLINICAL DATA

OF SAFETY & EFFICACY

**Next Generation
Biodegradable
Polymer Technology**




Next Generation Biodegradable Polymer Technology

Microporous Surface (PEARL)

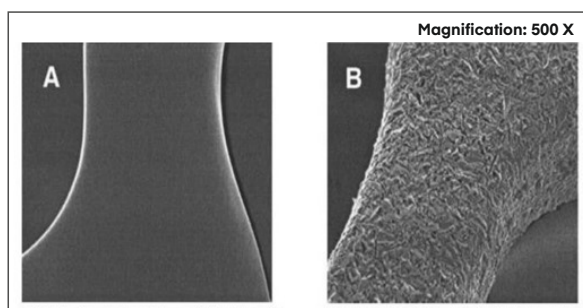
The microporous stent surface, called PEARL surface, favours better endothelialisation which is essential for avoiding thrombosis and restenosis.

Published Clinical Data

The microporous surface demonstrates a trend towards a reduced rate of binary restenosis while maintaining equivalent safety, making it a feasible drug reservoir for DES¹.



Scanning Electron Microscope image of the unique Microporous Surface (PEARL)




A. Smooth (Electropolished) Stent Surface

B. Rough (Microporous) Stent Surface


Abluminal Coating

Facilitates unidirectional drug release and less systemic exposure, ensuring improved healing & faster endothelialization.



2-Connector Design

Features a low profile with a highly flexible 2-connector stent design, ensuring excellent deliverability and side branch access.




Bifurcation Stenting

With a cell circumference of up to 18.5 mm the Yukon Chrome PC allows perfect side branch access which is essential for bifurcation stenting.



Cell Circumference



Situation directly after implantation



Situation after side branch access

1. Microporous Stent BMS study: Dibra et al., Cath. Cardiovasc. Interv. 2005; 65, 374-380

Creating New Standards of Clinical Performance with Longest Studied DES Technology

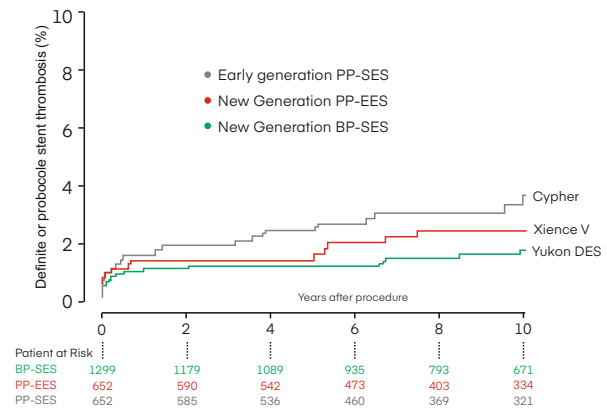


2018

Circulation
JOURNAL OF THE AMERICAN HEART ASSOCIATION

The 10-year follow-up from the ISAR-TEST 4 trial showed the lowest rate of definite/probable stent thrombosis, with a significant risk reduction (**50%**) compared to the Cypher stent and a numerically lower rate (**29%**) compared to Xience.³

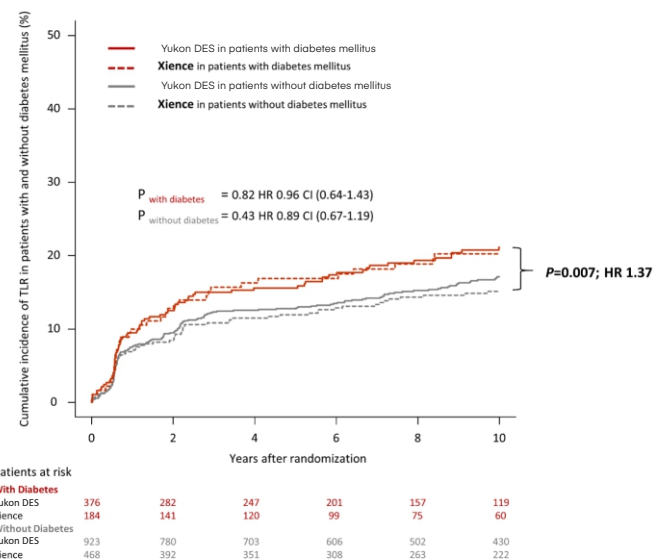
ARC definite or probable stent thrombosis



2021



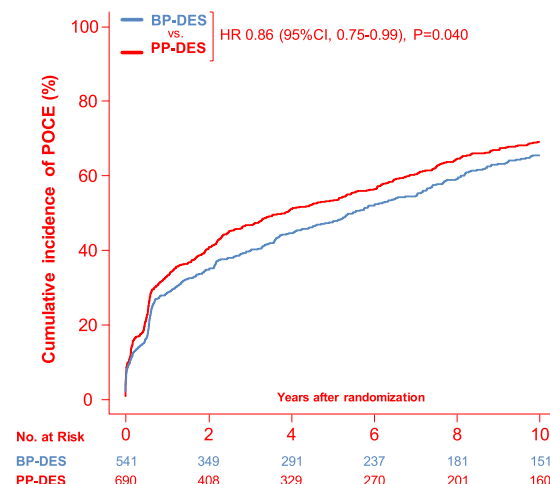
At 10 years, there was no difference concerning clinical event rates between those treated with Yukon and Xience in patients with coronary artery disease, including those with **Diabetes Mellitus**.⁴



2022



In **ACS** patients, the Yukon stent showed a lower 10-year POCE (**65.3%** vs. **69%** for PP-DES) and a **23%** reduced risk of total stent thrombosis.



2. European Heart Journal (2018) 00, 1–23 doi:10.1093/eurheartj/ehy394

3. Circulation, 138, 00–00. DOI: 10.1161/CIRCULATIONAHA.118.038065

4. J Am Heart Assoc. 2021;10e020165 DOI:10.1161/JAHA.120.020165

5. Coughlan J, et al. Journal of Invasive Cardiology. 2022;34

Yukon[®] Chrome PC

Sirolimus Eluting Coronary Stent System

Product matrix / Ordering information

Small vessel design (SV)

Balloon	Stent length [mm] & Article number							
Ø [mm]	8	12	16	18	21	24	28	32
Ø 2.00	T-CMG2008PC	T-CMG2012PC	T-CMG2016PC	T-CMG2018PC	T-CMG2021PC	T-CMG2024PC	T-CMG2028PC	T-CMG2032PC
Ø 2.25	T-CMG22508PC	T-CMG22512PC	T-CMG22516PC	T-CMG22518PC	T-CMG22521PC	T-CMG22524PC	T-CMG22528PC	T-CMG22532PC
Ø 2.50	T-CMG2508PC	T-CMG2512PC	T-CMG2516PC	T-CMG2518PC	T-CMG2521PC	T-CMG2524PC	T-CMG2528PC	T-CMG2532PC

Medium vessel design (MV)

Balloon	Stent length [mm] & Article number								
Ø [mm]	8	12	16	18	21	24	28	32	40
Ø 2.75	T-CMG27508PC	T-CMG27512PC	T-CMG27516PC	T-CMG27518PC	T-CMG27521PC	T-CMG27524PC	T-CMG27528PC	T-CMG27532PC	T-CMG27540PC
Ø 3.00	T-CMG3008PC	T-CMG3012PC	T-CMG3016PC	T-CMG3018PC	T-CMG3021PC	T-CMG3024PC	T-CMG3028PC	T-CMG3032PC	T-CMG3040PC
Ø 3.50	T-CMG3508PC	T-CMG3512PC	T-CMG3516PC	T-CMG3518PC	T-CMG3521PC	T-CMG3524PC	T-CMG3528PC	T-CMG3532PC	T-CMG3540PC
Ø 4.00	T-CMG4008PC	T-CMG4012PC	T-CMG4016PC	T-CMG4018PC	T-CMG4021PC	T-CMG4024PC	T-CMG4028PC	T-CMG4032PC	T-CMG4040PC

Technical Specifications

Crossing Profile (SV)	0.84 - 0.96 mm
(MV)	0.97 - 1.20 mm
Strut thickness (SV)	68 µm
(MV)	79 µm
Relative stent surface (SV)	11.9 - 14.9%
(MV)	9.1 - 13.3%
Balloon marker material	Platinum / Iridium
Entry profile	0.49 mm
Proximal shaft diameter	1.9 F
Distal shaft diameter	2.7 F
Recommended guide wire	0.014"
Guiding Catheter	min. 5 F
Drug dose (per mm ²)	1.9 µg/mm ² stent surface 6.2 µg/mm stent length

Compliance Chart

Balloon Ø [mm]	Inflation pressure [bar or 10 ⁵ Pascal]										
						NP					
	6	7	8	9	10	11	12	13	14	15	16
Ø 2.00	1.83	1.87	1.90	1.93	1.96	2.00	2.03	2.06	2.10	2.13	2.16
Ø 2.25	1.89	1.97	2.05	2.13	2.19	2.25	2.31	2.36	2.40	2.45	2.49
Ø 2.50	2.33	2.36	2.40	2.43	2.47	2.50	2.53	2.57	2.60	2.64	2.67
Ø 2.75	2.58	2.61	2.65	2.68	2.71	2.75	2.78	2.81	2.85	2.88	2.91
Ø 3.00	2.81	2.85	2.89	2.92	2.96	3.00	3.04	3.07	3.11	3.15	3.18
Ø 3.50	3.29	3.34	3.38	3.42	3.46	3.50	3.55	3.59	3.63	3.67	3.71
Ø 4.00	3.75	3.80	3.85	3.90	3.95	4.00	4.06	4.11	4.16	4.21	4.26

* Small Vessel (SV): (Ø 2.0 mm - 2.5 mm)
Medium Vessel (MV): (Ø 2.75 mm - 4.0 mm)



© 2024 Translumina GmbH

All Rights Reserved

*Yukon, Yukon Choice, Yukon Chrome, PEARL Surface and Translumina are registered trademarks of translumina GmbH
Please refer to the Instruction for Use supplied with these devices for indications, contraindications, adverse effects, suggested procedures, warnings and precautions.

Translumina GmbH | Neue Rottenburger Strasse 50
72379 Hechingen | Germany | info@translumina.de
t + 49 7471 98 94 - 0 | f + 49 7471 98 94 - 360

<https://translumina.com/>



translumina
LIMITLESS POSSIBILITIES

Art. Nr. MK 0058/REV009